

Disease and ill health: Prevalence of CVD

HEADLINES

- An estimated 24,709 people in Bolton have CVD; as a rate this is comparable to England, and lower than the North West;
- Using self-reported angina as a proxy for CVD, we see an inequality gradient in Bolton with the most deprived fifth of the population more likely to complain of angina;
- In Bolton, angina is more common in non-White ethnicities;
- Disabled people and LGB groups are also more likely to suffer from angina in Bolton;
- Hospitalised prevalence of CVD is lower in Bolton than typical for the Greater Manchester conurbation, but is much higher in the more deprived areas around the Town Centre.

1. CURRENT PICTURE

CVD (%)

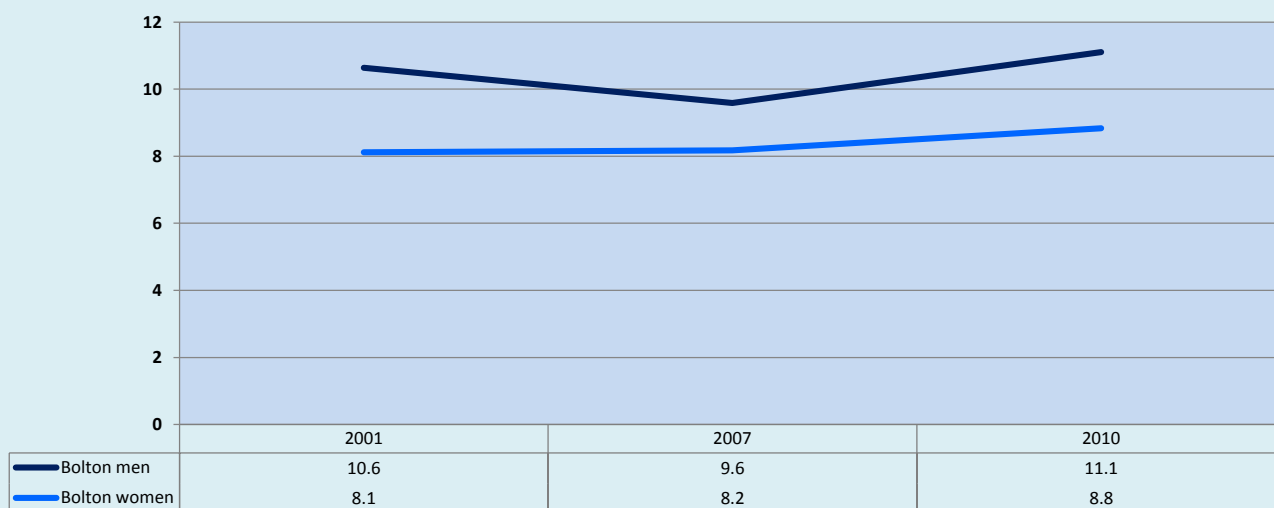
	Estimated prevalence (%)		
	Males	Females	Persons
Bolton	12.0	11.5	11.8
North West	12.5	12.1	12.3
England	12.0	11.5	11.8

	QOF reported prevalence (%)		
	Bolton	North West	England
CHD	3.7	4.2	3.5
Stroke	1.6	1.9	1.7
Hypertension	13.0	13.5	13.1
Diabetes*	6.1	5.4	5.1

* For people aged 17 and over.

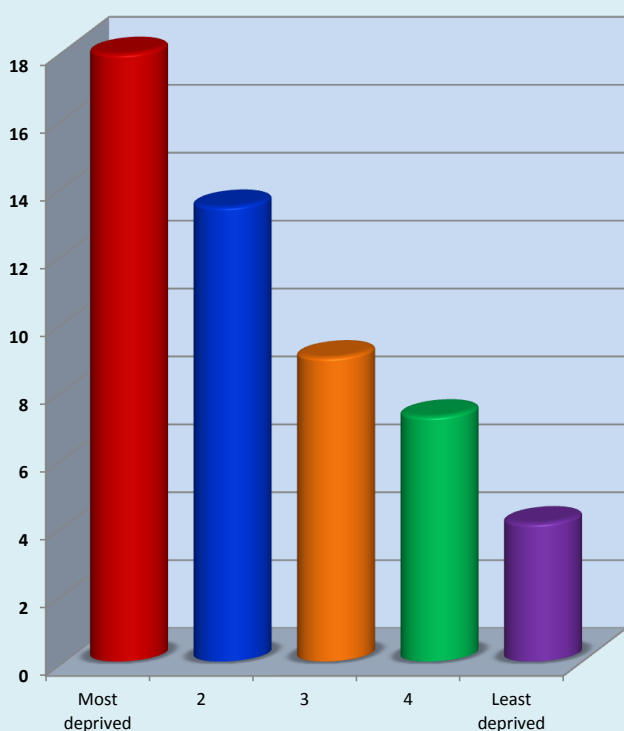
2. HISTORICAL TREND

People reporting symptoms of angina: Standardised Percent (%)



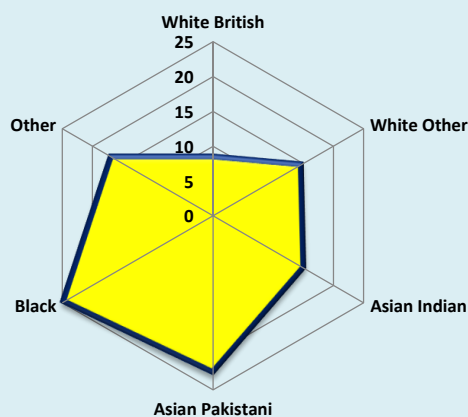
3. DEPRIVATION GROUPS

People reporting symptoms of angina: Standardised Percent (%)



4. ETHNICITY

People reporting symptoms of angina: Standardised Percent (%)



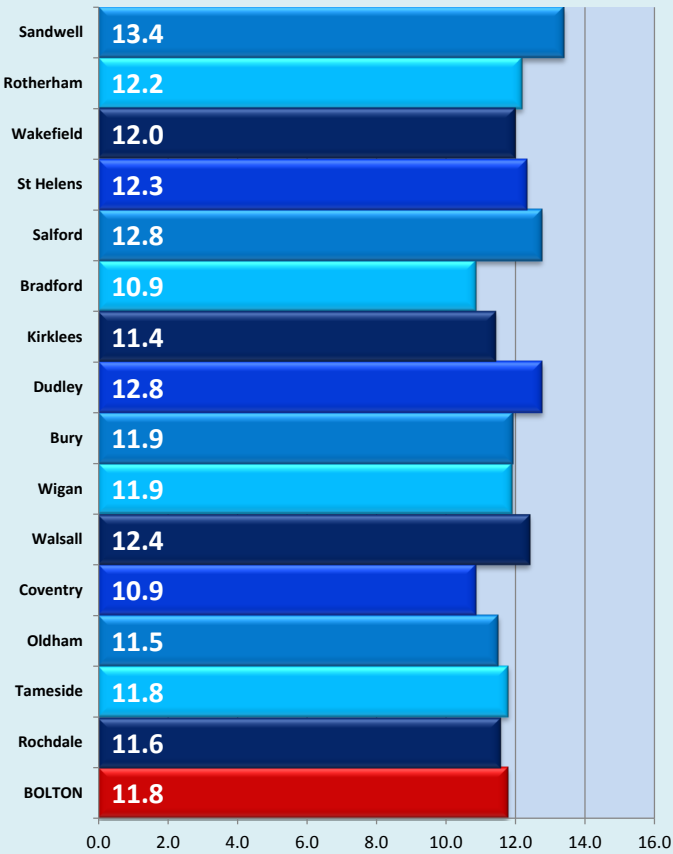
5. DISABILITY AND SEXUALITY

People reporting symptoms of angina: Standardised Percent (%)

DISABLED		SEXUALITY	
Disability	None	Heterosexual	LGB
44.0	16.7	9.2	14.7

6. STATISTICAL PEERS

CVD estimated prevalence (%)



7. BOLTON QOF DISEASE REGISTER

QOF Disease register numbers

* For people aged 17 and over.

	QOF Reported vs. Expected			
	Ratio	Reported	Expected	Difference
CHD	0.7	10,593	14,469	-3,876
Stroke	0.7	4,522	6,097	-1,575
Hypertension	0.5	37,445	69,596	-32,151
Diabetes*	1.1	13,927	12,824	1,103

8. HOSPITALISED PREVALENCE: CURRENT POSITION

Hospitalised prevalence of CVD: Indirectly Standardised Ratio

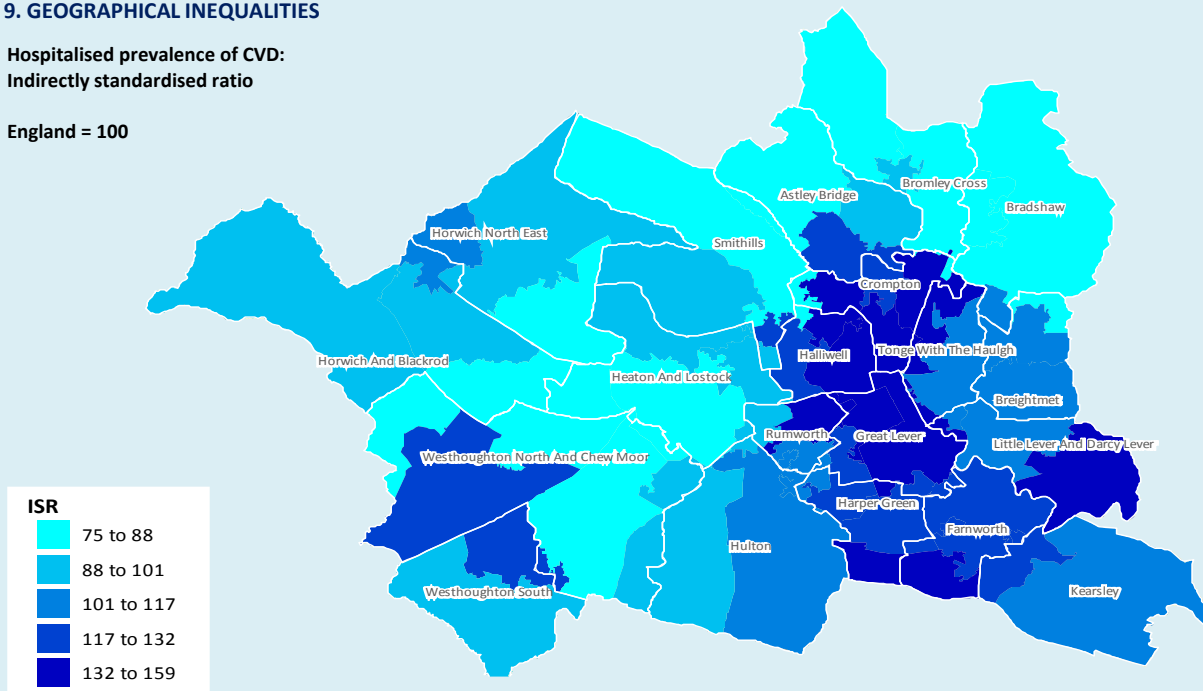
England = 100



9. GEOGRAPHICAL INEQUALITIES

Hospitalised prevalence of CVD:
Indirectly standardised ratio

England = 100



© Crown copyright and/or database right 2009. All rights reserved. Licence number 100026920
InSite © CACI Ltd, 2012 All rights reserved

10. NOTES

- Source: Association of Public Health Observatories;
- 3.4.5. Source: Bolton Health & Wellbeing Survey;
- Source: Association of Public Health Observatories;
- Source: NHS Comparators;
- Source: Health Profiler, NWPPO;

2011
2010
2011
2008/09
2003/04-2007/08

**Joint Strategic
Needs Assessment**

