

Disease and ill health: Wellbeing

HEADLINES

- Mean wellbeing score is lower in Bolton than the North West;
- There is a similar proportion of both men and women in Bolton with high wellbeing;
- There is a clear inequality gradient across deprivation quintiles;
- People experiencing physical health conditions in Bolton are also more likely to be languishing, demonstrating the relationship between physical health and mental wellbeing at local level;
- Being disabled in Bolton has a significant and large influence on wellbeing;
- The areas with the greatest levels of high wellbeing tend to be in the more affluent areas to the North and West of the borough.

1. CURRENT PICTURE

Mean wellbeing score (WEMWBS)

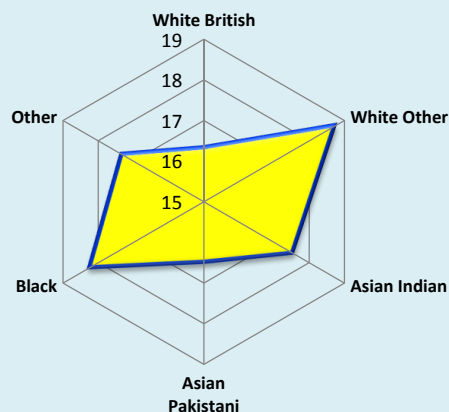
	Mean score
BOLTON	25.4
North West	27.7
England	X

High wellbeing: Standardised percent (%)

Bolton men	16.6
Bolton women	16.6

3. ETHNICITY

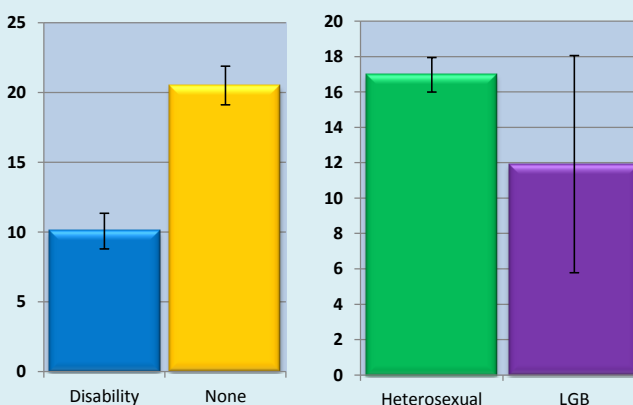
High wellbeing: Standardised percent (%)



5. DISABILITY AND SEXUALITY

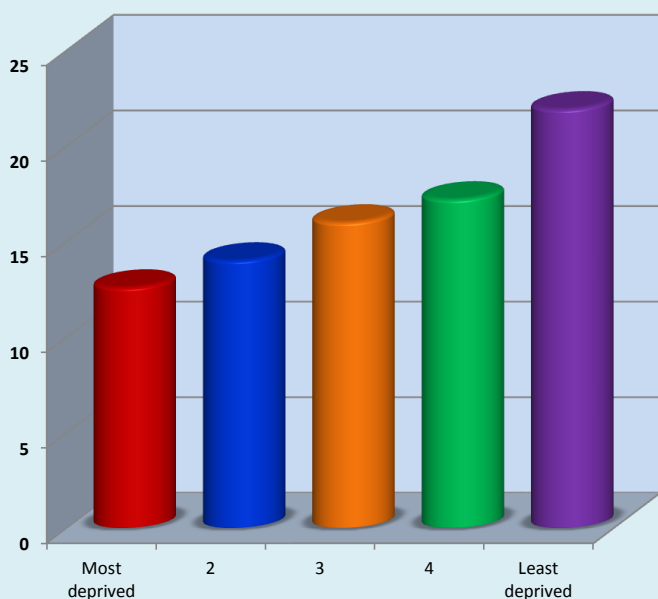
High wellbeing: Standardised percent (%)

DISABLED		SEXUALITY	
Disability	None	Heterosexual	LGB
10.1	20.5	17.0	11.9



2. DEPRIVATION GROUPS

High wellbeing: Standardised percent (%)



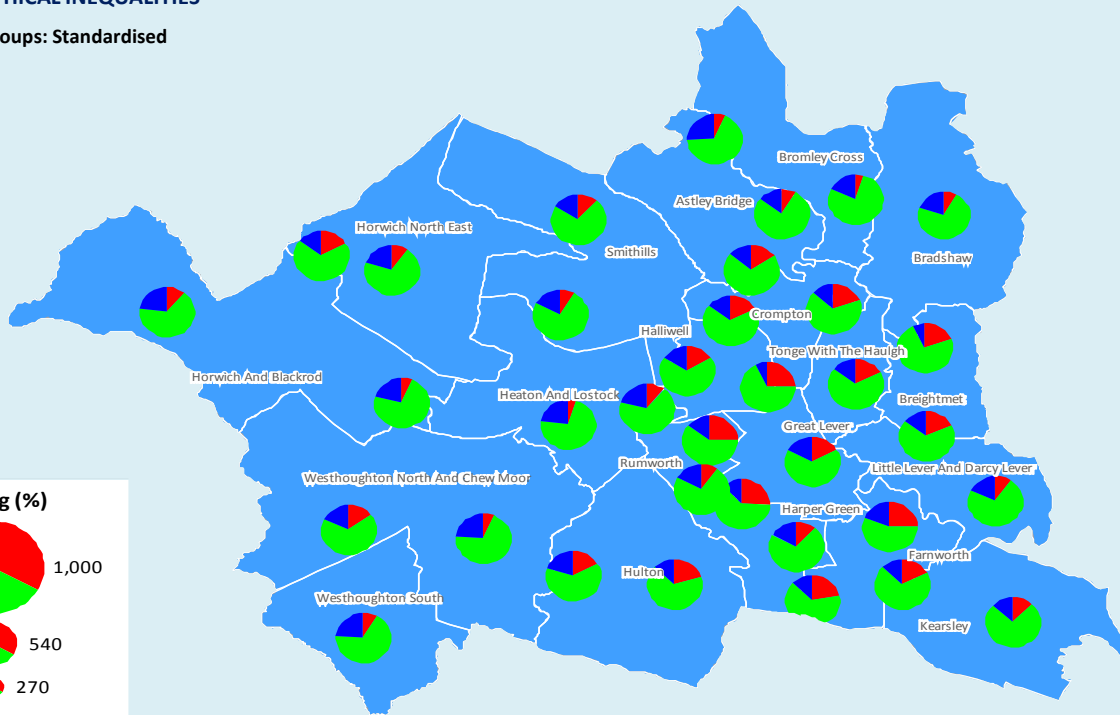
4. HEALTH CONDITIONS AND WELLBEING

Wellbeing: Standardised percent (%)

The wellbeing distribution of Bolton adults with certain physical health conditions	Wellbeing: Standardised percent (%)		
	Languishers	Flourishers	Bolton
High blood pressure	36.5	31.2	32.0
Diabetes	11.8	9.0	9.0
Heart attack	6.3	3.1	3.6
Stroke	4.5	2.1	2.9
Stiffness	69.9	44.4	51.6
Backache	54.7	25.3	33.1
Asthma	36.6	11.9	17.7
Angina	23.7	4.5	8.1

6. GEOGRAPHICAL INEQUALITIES

Wellbeing groups: Standardised percent (%)

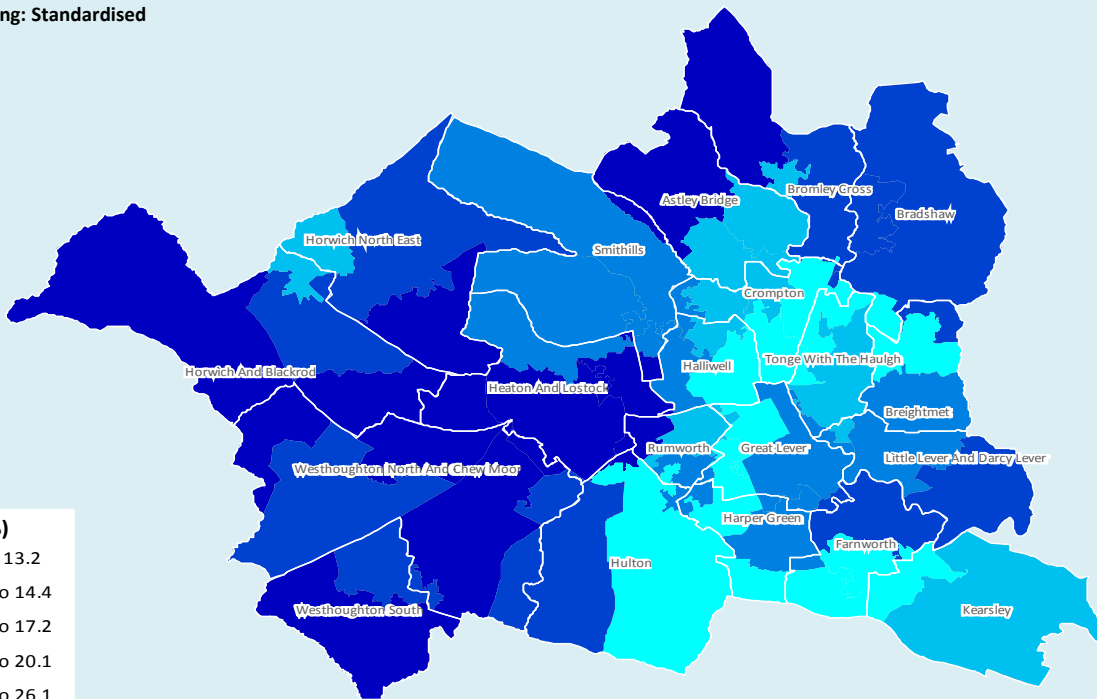


Wellbeing (%)



Low wellbeing
Moderate wellbeing
High wellbeing

High wellbeing: Standardised percent (%)



Percent (%)



© Crown copyright and/or database right 2009. All rights reserved. Licence number 100026920
InSite © CACI Ltd, 2012 All rights reserved

7. NOTES

1. Source: North West Public Health Observatory (NWPHO);
1.2.3.4.5.6. Source: Bolton Health & Wellbeing Survey 2010;

2010
2010

Joint Strategic
Needs Assessment

NHS Bolton

Bolton
Vision